

MRI TECHNOLOGY

How is milk Tested?



Profit via High Tech Production

Cutting edge INFRA RED analysis of milk samples Mid IR spectroscopy

Measures Milk Urea Nitrogen levels

1. Measurement of “minor components” in milk.
2. Use of targeted and untargeted calibration models to assess milk quality.
3. Assists in the development of lower cost instrument platforms.

Benefits

- ✓ Highly accurate (0.02% for fat and protein)
- ✓ Automated flow/cleaning system with temperature control and precise homogenisation for consistent sample presentation

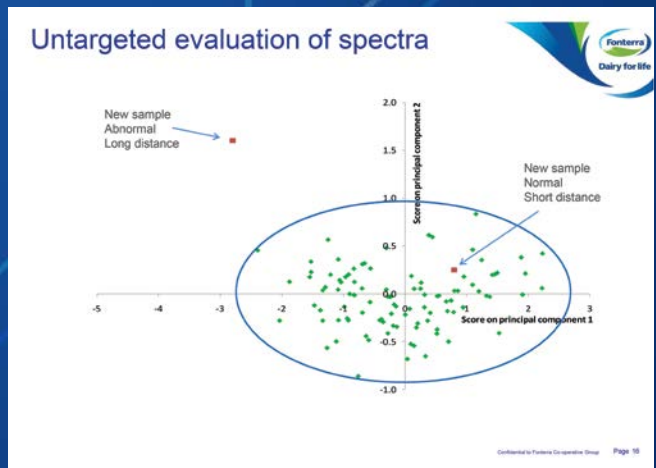
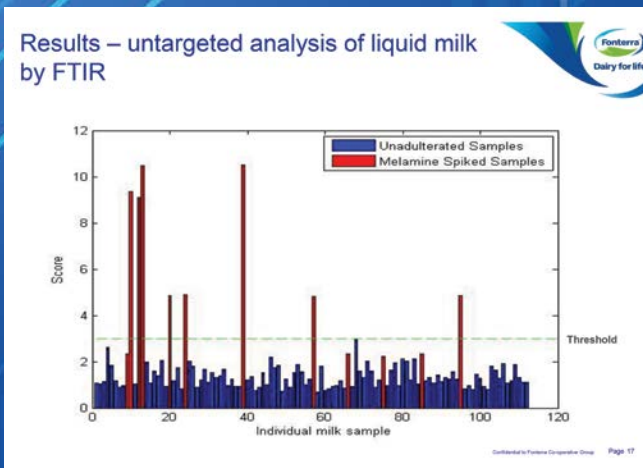
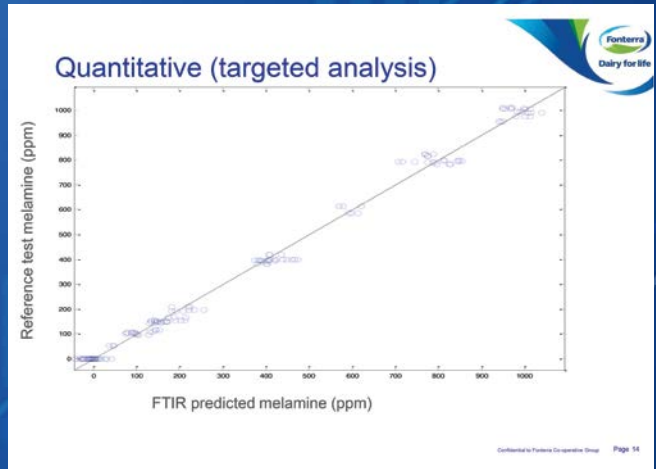

NIR for liquid milks

- ✓ More commonly used for solids and semi-solids
- ✓ Able to identify metabolic and health issues
- ✓ Differentiation of milk from cows with different diets
- ✓ Different calibration protocols for light levels
- ✓ Milk coagulation
- ✓ Somatic cell detection



**The
Future
Is In Our
Milk**

RECENT ADVANCES IN THE INFRARED ANALYSIS OF MILK



VISION OF THE FUTURE

Mid IR - wide range of FTIR systems with accuracy dependent upon value chain in specific locations.

Near IR systems will fill niche roles.

Used with guidance from international standard setting groups.

Dairy Express can help your enterprise expand greatly.

FREECALL 1800 633 165

DAIRY EXPRESS
Herd Recording Service

PROVIDING AUSTRALIA-WIDE SERVICES FOR DAIRY CATTLE

dairyexpress.une.edu.au